

THE CIVIL RIGHTS MOVEMENT

SUCCESSSES of the Civil Rights Movement

Successes The civil rights movement has been, in many ways, successful. Legal segregation has disappeared. Poll taxes, literacy tests that once prevented African Americans from voting have were made illegal. Laws were passed preventing housing discrimination. Each of the following victories were responsible for the new freedoms African Americans had after the movement.

- Integration of busses in Montgomery, AL
- President Eisenhower ordering Federal troops enforcing school desegregation in Little Rock, AK
- Civil Rights Act of 1964
- Voting Rights Act of 1965
- Civil Rights Act of 1968



President Johnson signing Civil Rights legislation

Pick one of the victories and answer the following questions using your notes and other resources available to you. Be prepared to share with the class.

1. Which victory did you choose? _____
2. What actions led to your victory? _____

3. What factors contributed to making it happen? _____

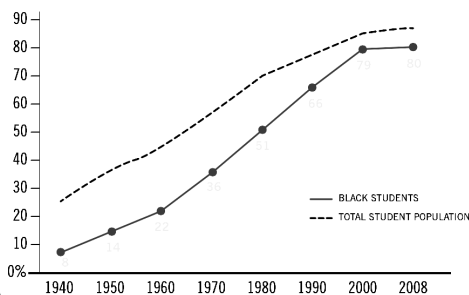
4. What resistance was overcome? How? _____

5. How did it affect everyday people? _____

UNFINISHED WORK of the Civil Rights Movement

Although African Americans have made huge strides in achieving equality, there is still more that remains. Today you will look at information in education, employment and income to see whether African Americans have attained true equality in America. Use the graph to answer questions 6-8.

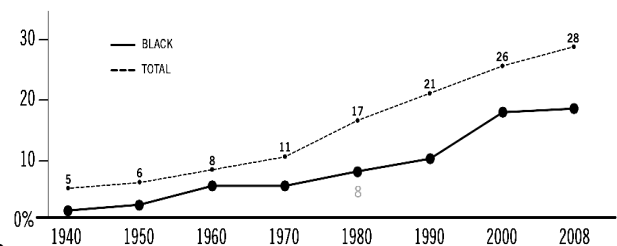
High School Graduation Rates



Graph A

Source: U.S. Census Bureau, 2008 American Community Survey

Graduates with Bachelor's Degree



Graph B

Source: U.S. Census Bureau, 2008 American Community Survey

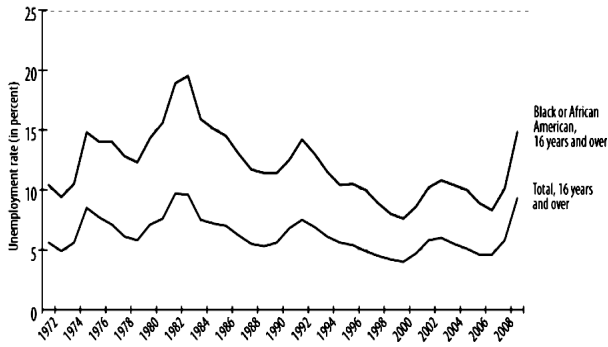
6. How do graduation rate rates between African Americans and the total American population differ? _____

7. What might you infer about employment rates between African Americans and the total American population? _____

UNFINISHED WORK of the Civil Rights Movement

Unemployment rate

Unemployment rates, total and black or African American, 16 years and over, 1972-2009, annual averages



Graph C

Source: U.S. Bureau of Labor Statistics

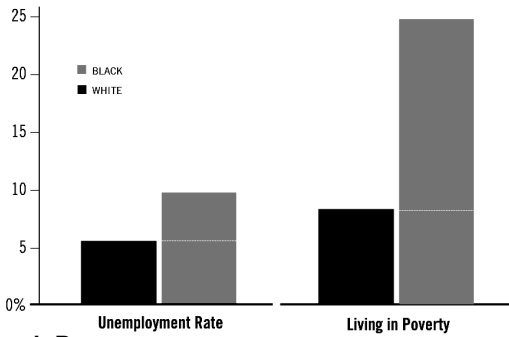
www.bls.gov

8. What does **graph C** show about unemployment among African Americans compared to unemployment in the total population?

9. What can you infer about the white population?

10. What do you think might account for the difference between the two groups?

Economic Data By Race



Graph D

Source: Economic Policy Institute, 2011; U.S. Census, 2007

11. Study **Graph D**. What do the two bars on the left show?

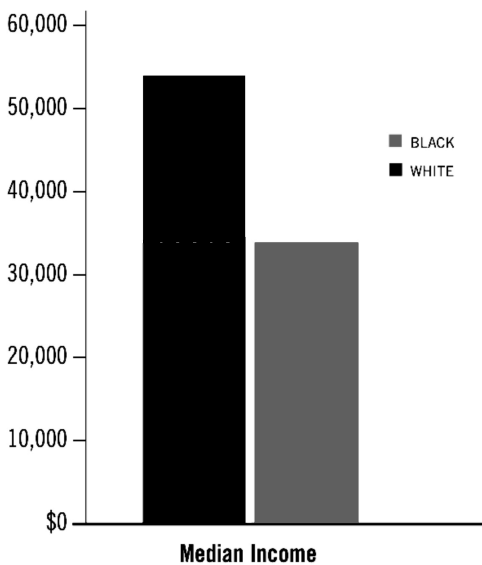
12. The two bar graphs on the left show different information than the line graphs about unemployment that you looked at before. How are they different?

13. What does the bar graph **(D)** show about the percentage of people with college degrees who are unemployed?

14. Why is there is a difference in the unemployment rate of white people with college degrees and black people with college degrees?

15. What would you suggest doing now to create equality in unemployment rates?

16. Finally, look at the graph "Median Income Per Family by Race." What does it show? What does this data suggest to you about the successes of the civil rights movement? What does the data suggest still remains to be done?



Graph E

Source: U.S. Census 2007